

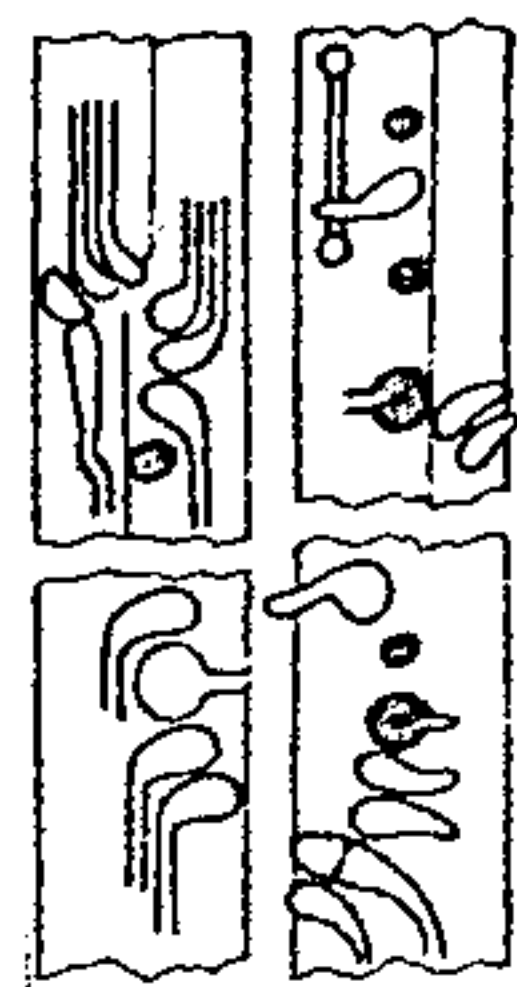
12 Bar Blues Chords for Beginners

C Major or A minor blues

Bass Clef / Bassoon

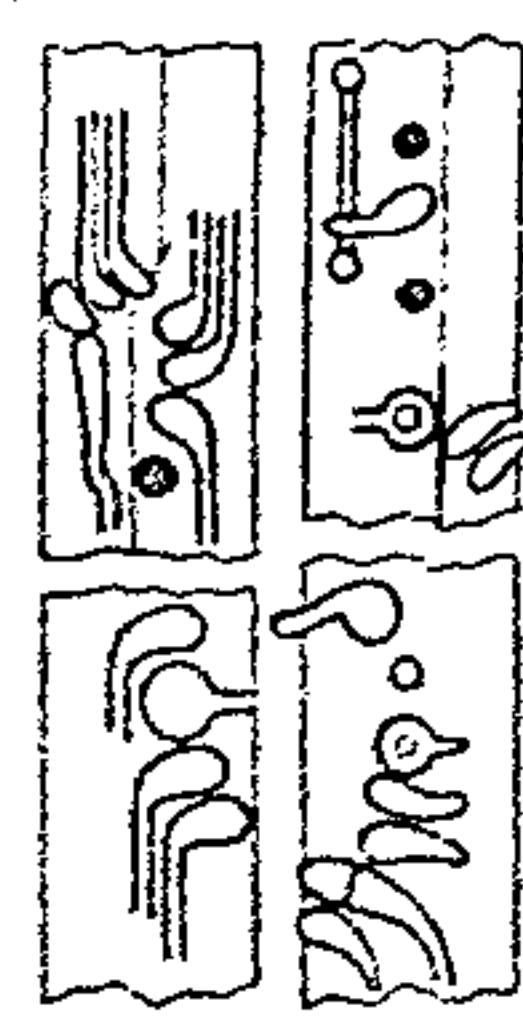

Part 3 *Section #1* *Section #2* *Section #3*
 (the "turn around")

I IV I V IV I



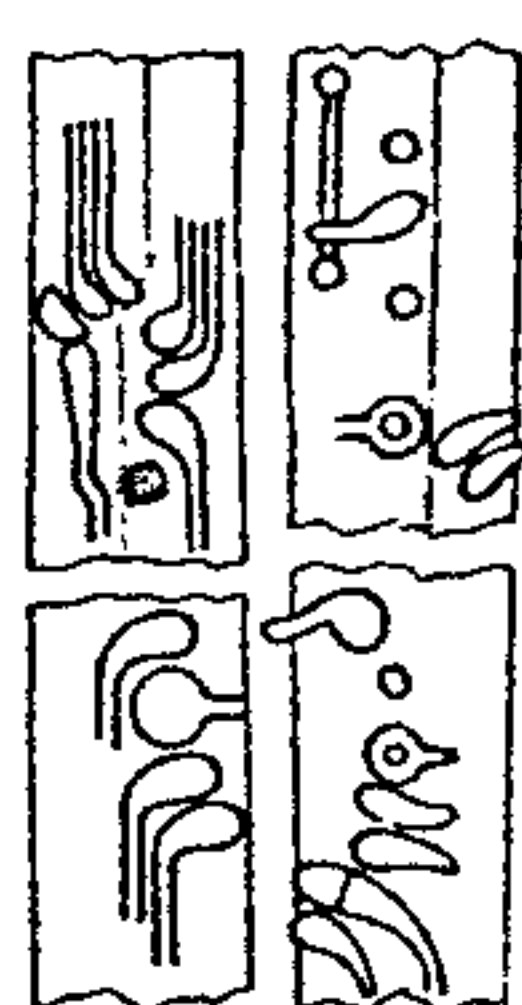
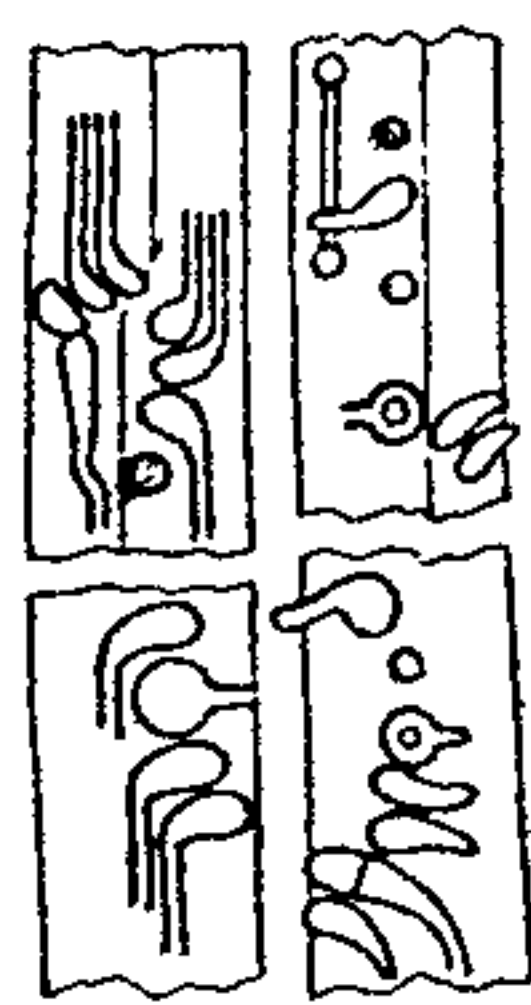
Part 2 *Section #1* *Section #2* *Section #3*
 (the "turn around")

I I or IV * I IV I V IV I



Part 1 *Section #1* *Section #2* *Section #3*
 (the "turn around")

I I or IV * I IV I V IV I



Alternate "Blues" Rhythms (*Bella's Blues*)

a.)
 > v

b.)
 v >

c.)
 v - >

d.)
 v >

12 Bar Blues Chords for Beginners

C Major or A minor blues

Bass Clef / E. Bass

Part 3 *Section #1* *Section #2* *Section #3*
 (the "turn around")

I IV I V IV I

Part 2 *Section #1* *Section #2* *Section #3*
 (the "turn around")

I I or IV * I IV I V IV I

Part 1 *Section #1* *Section #2* *Section #3*
 (the "turn around")

I I or IV * I IV I V IV I

Alternate "Blues" Rhythms (*Bella's Blues*)

a.) b.) c.) d.)

12 Bar Blues Chords for Beginners

C Major or A minor blues

E♭ Instruments / Alto and Baritone Saxophone

Part 3 *Section #1* *Section #2* *Section #3 (the "turn around")*

Part 2 *Section #1* *Section #2* *Section #3 (the "turn around")*

Part 1 *Section #1* *Section #2* *Section #3 (the "turn around")*

* - A "variation" for *Bella Blues* and other select songs.

Alternate "Blues" Rhythms (*Bella's Blues*)

a.) **b.)** **c.)** **d.)**


12 Bar Blues Chords for Beginners

C Major or A minor blues

C Instruments / Flute


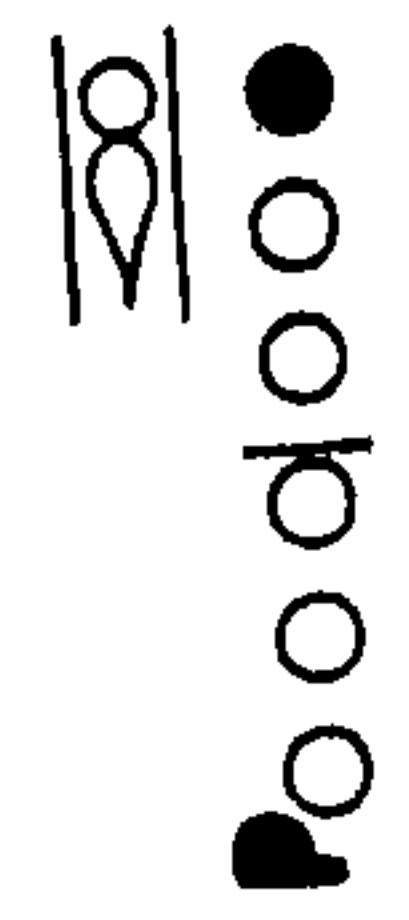
Part 3 *Section #1* *Section #2* *Section #3*
 (the "turn around")

opt. 8va up I IV I V IV I



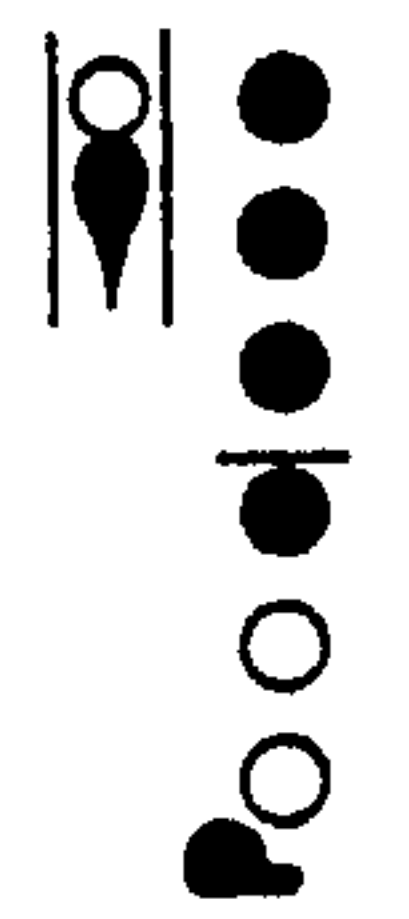

Part 2 *Section #1* *Section #2* *Section #3*
 (the "turn around")

I I or IV * I IV I V IV I



Part 1 *Section #1* *Section #2* *Section #3*
 (the "turn around")

I I or IV * I IV I V IV I



* = A "variation" for *Bella Blues* and other select songs.

Alternate "Blues" Rhythms (*Bella's Blues*)

a.) b.) c.) d.)

12 Bar Blues Chords for Beginners

C Major or A minor blues

French Horn

Part 3

Section #1

Section #2

Section #3
(the "turn around")

Chord diagrams for Part 3:

- Section #1: C (I): $\begin{matrix} \circ & \circ & \circ \\ \circ & \bullet & \circ \end{matrix}$
- Section #2: D (IV): $\begin{matrix} \circ & \circ & \circ \\ \bullet & \circ & \circ \end{matrix}$
- Section #3: E7 (V): $\begin{matrix} \circ & \bullet & \circ \\ \bullet & \circ & \circ \end{matrix}$

Part 2

Section #1

Section #2

Section #3
(the "turn around")

Chord diagrams for Part 2:

- Section #1: C (I): $\begin{matrix} \circ & \circ & \circ \\ \bullet & \circ & \circ \end{matrix}$
- Section #2: D (IV): $\begin{matrix} \bullet & \bullet & \circ \\ \bullet & \bullet & \circ \end{matrix}$

Part 1

Section #1

Section #2

Section #3
(the "turn around")

Chord diagrams for Part 1:

- Section #1: C (I): $\begin{matrix} \circ & \bullet & \circ \\ \bullet & \circ & \circ \end{matrix}$
- Section #2: D (IV): $\begin{matrix} \circ & \circ & \circ \\ \bullet & \circ & \circ \end{matrix}$

* = A "variation" for *Bella Blues* and other select songs.

Alternate "Blues" Rhythms (*Bella's Blues*)

Rhythms for *Bella's Blues*:

- a.) $\text{quarter} \quad \text{quarter} \quad \text{quarter rest} \quad \text{quarter}$
- b.) $\text{quarter} \quad \text{quarter} \quad \text{quarter} \quad \text{quarter}$
- c.) $\text{quarter} \quad \text{quarter} \quad \text{quarter} \quad \text{quarter}$
- d.) $\text{quarter} \quad \text{quarter} \quad \text{quarter} \quad \text{quarter}$

12 Bar Blues Chords for Beginners

C Major or A minor blues

C Instruments / *060e*

Part 3 *Section #1* *Section #2* *Section #3*
 (the "turn around")

opt. 8va up I IV I V IV I

Part 2 *Section #1* *Section #2* *Section #3*
 (the "turn around")

I I or IV * I IV I V IV I

Part 1 *Section #1* *Section #2* *Section #3*
 (the "turn around")

I I or IV * I IV I V IV I

Part 1 *Section #1* *Section #2* *Section #3*
 (the "turn around")

I I or IV * I IV I V IV I

* = A "variation" for *Bella Blues* and other select songs.

Alternate "Blues" Rhythms (*Bella's Blues*)

a.) b.) c.) d.)

12 Bar Blues Chords for Beginners

C Major or A minor blues

Bb Instruments / Tenor Sax

Part 3 *Section #1* *Section #2* *Section #3 (the "turn around")*

I IV I V IV I

Part 2 *Section #1* *Section #2* *Section #3 (the "turn around")*

I I or IV * I IV I V IV I

Part 1 *Section #1* *Section #2* *Section #3 (the "turn around")*

I I or IV * I IV I V IV I

* = A "variation" for *Bella Blues* and other select songs.

Alternate "Blues" Rhythms (*Bella's Blues*)

a.)

b.)

c.)

d.)

12 Bar Blues Chords for Beginners

C Major or A minor blues

Bass Clef / Trombone

Part 3 *Section #1* *Section #2* *Section #3*
 (the "turn around")

Part 2 *Section #1* *Section #2* *Section #3*
 (the "turn around")

Part 1 *Section #1* *Section #2* *Section #3*
 (the "turn around")

* = A "variation" for *Bella Blues* and other select songs.

Alternate "Blues" Rhythms (*Bella's Blues*)

12 Bar Blues Chords for Beginners

C Major or A minor blues

Bb Instruments / Trumpet

Part 3

Section #1

Section #2

Section #3
(the "turn around")

I IV I V IV I

○ ● ○

● ○ ○

Part 2

Section #1

Section #2

Section #3
(the "turn around")

I I or IV * I IV I V IV I

● ○ ○

● ○ ○

Part 1

Section #1

Section #2

Section #3
(the "turn around")

I I or IV * I IV I V IV I

○ ● ○

○ ○ ○

* = A "variation" for *Bella Blues* and other select songs.

Alternate "Blues" Rhythms (*Bella's Blues*)

a.)
 > V

b.)
 V >

c.)
 V - >

d.)
 V >

12 Bar Blues Chords for Beginners

C Major or A minor blues

Tuba

Part 3

Section #1 *Section #2* *Section #3*
(the "turn around")

I IV I V IV I

□ ■ □ ■ □ □

Part 2

Section #1 *Section #2* *Section #3*
(the "turn around")

I I or IV * I IV I V IV I

■ □ ■ ■ ■ □

Part 1

Section #1 *Section #2* *Section #3*
(the "turn around")

I I or IV * I IV I V IV I

□ ■ □ □ □ □

Alternate "Blues" Rhythms (*Bella's Blues*)

a.) | b.) | c.) | d.) ||