

12 Bar Blues Chords for Beginners

C Major or A minor blues

Bass Clef / *Baritone*

Part 3 *Section #1* *Section #2* *Section #3*
 (the "turn around")

I IV I V IV I

Part 2 *Section #1* *Section #2* *Section #3*
 (the "turn around")

I I or IV * I IV I V IV I

Part 1 *Section #1* *Section #2* *Section #3*
 (the "turn around")

I I or IV * I IV I V IV I

* = A "variation" for *Bella Blues* and other select songs.

How We Name "chords": (2nd "inversion")

Scale Step: 1 2 3 4 5 6 7 8


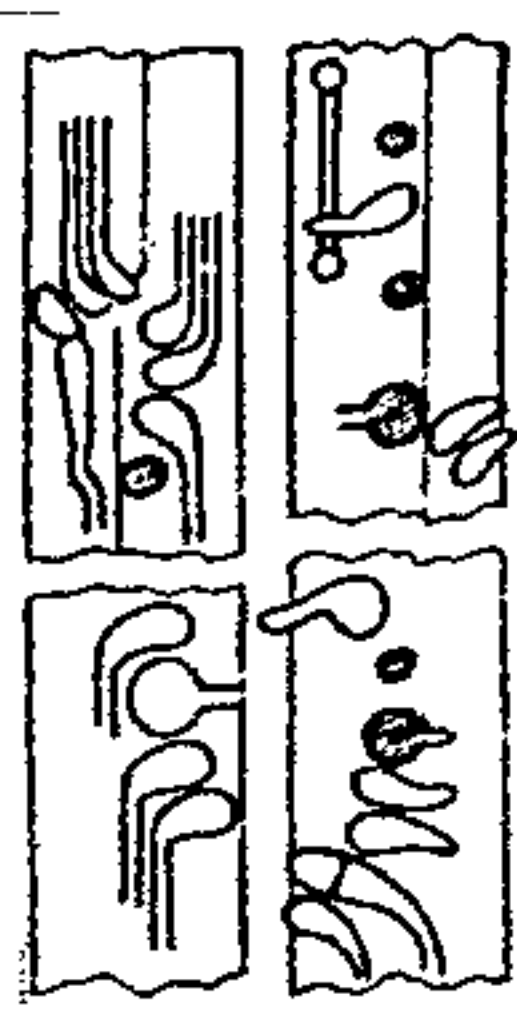
12 Bar Blues Chords for Beginners

C Major or A minor blues

Bass Clef / Bassoon

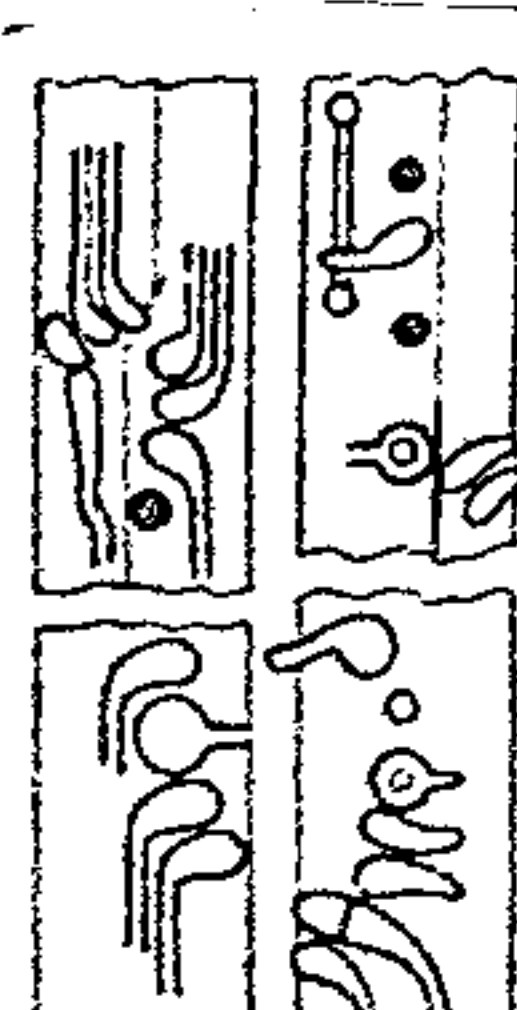
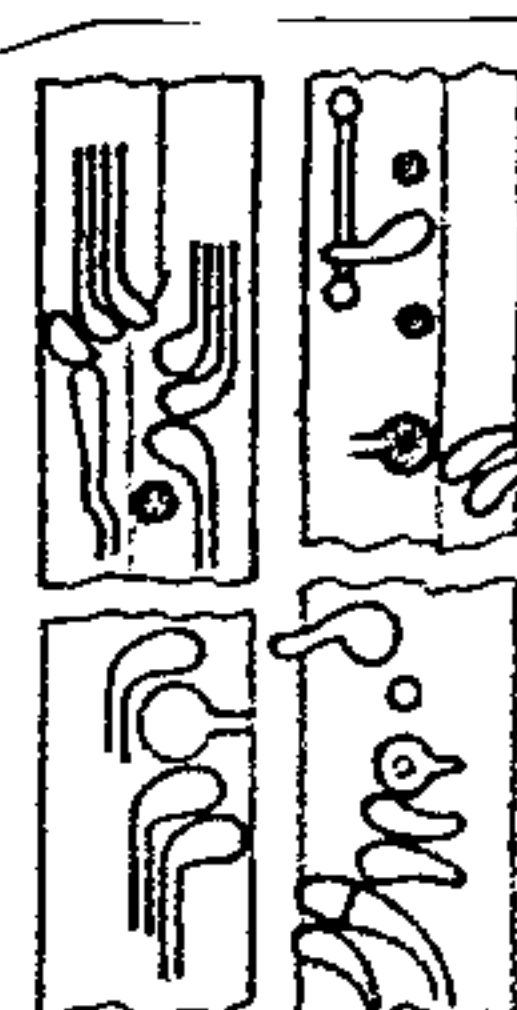
Part 3 *Section #1* *Section #2* *Section #3*
 (the "turn around")

I IV I V IV I



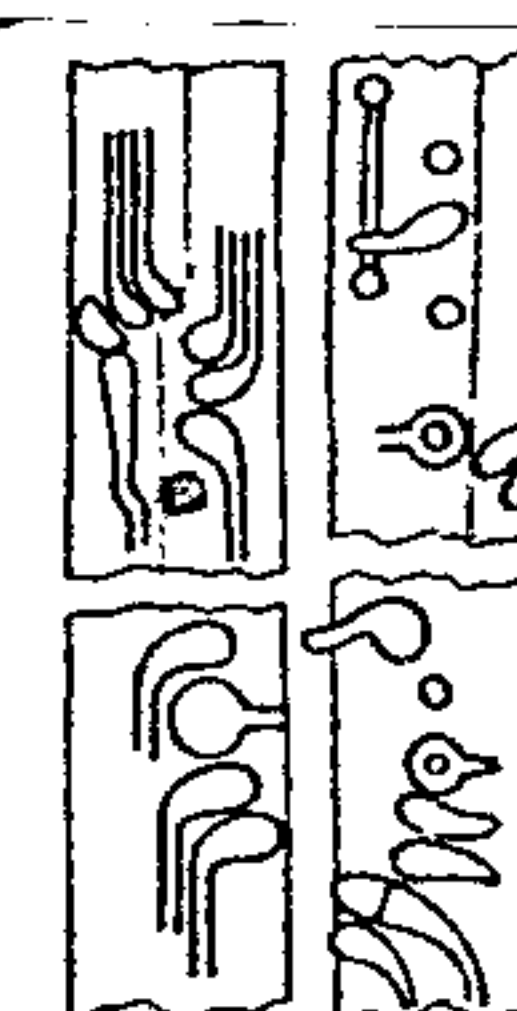
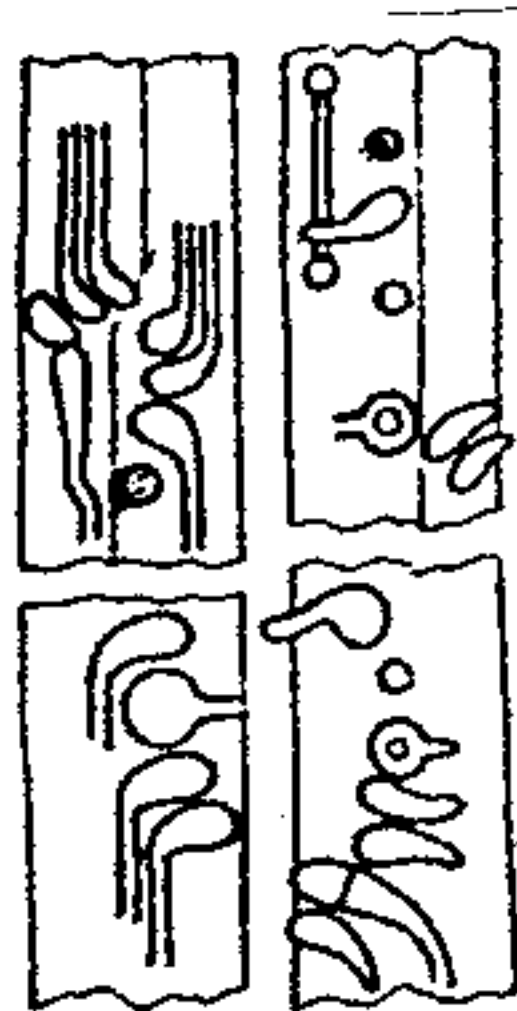
Part 2 *Section #1* *Section #2* *Section #3*
 (the "turn around")

I I or IV * I IV I V IV I



Part 1 *Section #1* *Section #2* *Section #3*
 (the "turn around")

I I or IV * I IV I V IV I



* = A "variation" for *Bella Blues* and other select songs.

How We Name "chords":

(2nd "inversion")

Scale Step: 1 2 3 4 5 6 7 8

12 Bar Blues Chords for Beginners

C Major or A minor blues

Bb Instruments / Tenor Sax

Part 3 *Section #1* *Section #2* *Section #3*
 (the "turn around")

I IV I V IV I

Part 2 *Section #1* *Section #2* *Section #3*
 (the "turn around")

I I or IV * I IV I V IV I

Part 1 *Section #1* *Section #2* *Section #3*
 (the "turn around")

I I or IV * I IV I V IV I

* = A "variation" for *Bella Blues* and other select songs.

How We Name "chords":

(2nd "inversion")

Scale Step: 1 2 3 4 5 6 7 8

12 Bar Blues Chords for Beginners

C Major or A minor blues

Bb Instruments / Clarinet

Part 3

Section #1 Section #2 Section #3
 (the "turn around")

I IV I V IV I

Part 2

Section #1 Section #2 Section #3
 (the "turn around")

I I or IV * I IV I V IV I

Part 1

Section #1 Section #2 Section #3
 (the "turn around")

I I or IV * I IV I V IV I

* = A "variation" for *Bella Blues* and other select songs.

How We Name "chords": (2nd "inversion")

Scale Step: 1 2 3 4 5 6 7 8

12 Bar Blues Chords for Beginners

C Major or A minor blues

E♭ Instruments / Alto and Baritone Saxophone

Part 3 *Section #1* *Section #2* *Section #3 (the "turn around")*

IV I V IV I

Part 2 *Section #1* *Section #2* *Section #3 (the "turn around")*

I I or IV* I IV I V IV I

Part 1 *Section #1* *Section #2* *Section #3 (the "turn around")*

I I or IV* I IV I V IV I

* = A "variation" for *Bella Blues* and other select songs.

How We Name "chords": (2nd "inversion")

I IV V I

Scale Step: 1 2 3 4 5 6 7 8

12 Bar Blues Chords for Beginners

C Major or A minor blues

C Instruments / Flute

Part 3 *Section #1* *Section #2* *Section #3*
 (the "turn around")

opt. 8va up I IV I V IV I

Part 2 *Section #1* *Section #2* *Section #3*
 (the "turn around")

I I or IV * I IV I V IV I

Part 1 *Section #1* *Section #2* *Section #3*
 (the "turn around")

I I or IV * I IV I V IV I

* = A "variation" for *Bella Blues* and other select songs.

How We Name "chords":

(2nd "inversion")

Scale Step: 1 2 3 4 5 6 7 8

12 Bar Blues Chords for Beginners

C Major or A minor blues

French Horn

Part 3

Section #1

Section #2

Section #3
(the "turn around")

I IV I V IV I

○ ○ ○
○ ● ○

○ ○ ○
● ○ ○

Part 2

Section #1

Section #2

Section #3
(the "turn around")

I I or IV * I IV I V IV I

○ ○ ○
● ○ ○

● ● ○
T ● ● ○

Part 1

Section #1

Section #2

Section #3
(the "turn around")

I I or IV * I IV I V IV I

○ ● ○
T ○ ● ○

○ ○ ○
T ○ ○ ○

* = A "variation" for *Bella Blues* and other select songs.

How We Name "chords":

(2nd "inversion")

Scale Step: 1 2 3 4 5 6 7 8

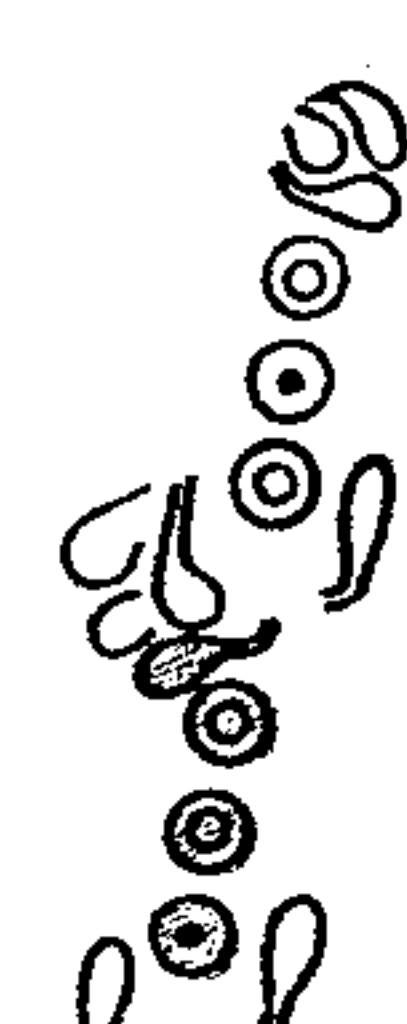
12 Bar Blues Chords for Beginners

C Major or A minor blues

C Instruments / *oboe*

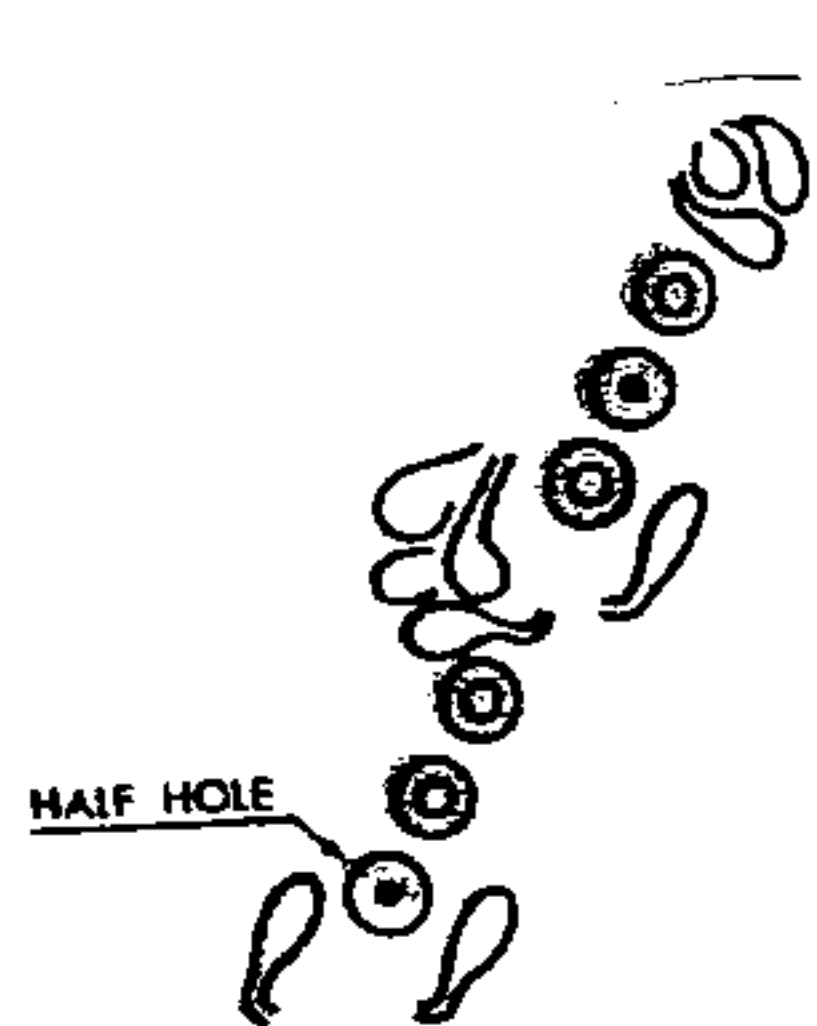

Part 3 *Section #1* *Section #2* *Section #3*
 (the "turn around")

opt. 8va up I IV I V IV I



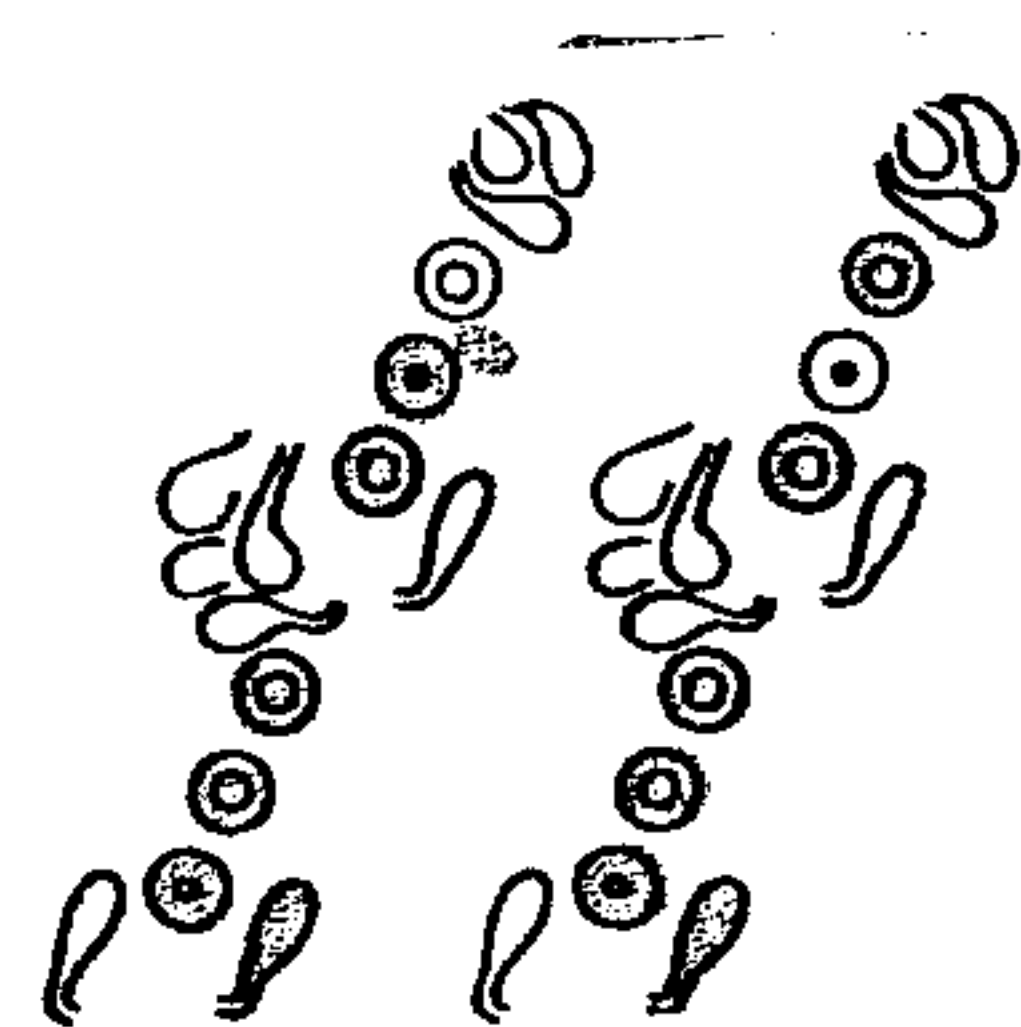

Part 2 *Section #1* *Section #2* *Section #3*
 (the "turn around")

I I or IV * I IV I V IV I



Part 1 *Section #1* *Section #2* *Section #3*
 (the "turn around")

I I or IV * I IV I V IV I



* = A "variation" for *Bella Blues* and other select songs.

How We Name "chords": (2nd "inversion")

Scale Step: 1 2 3 4 5 6 7 8

12 Bar Blues Chords for Beginners

C Major or A minor blues

Bass Clef / Trombone

Part 3 *Section #1* *Section #2* *Section #3*
(the "turn around")

I IV I V IV I

2nd 3rd

Part 2 *Section #1* *Section #2* *Section #3*
(the "turn around")

I I or IV * I IV I V IV I

6th 4th

Part 1 *Section #1* *Section #2* *Section #3*
(the "turn around")

I I or IV * I IV I V IV I

2nd 1st

* = A "variation" for *Bella Blues* and other select songs.

How We Name "chords": (2nd "inversion")

I IV V I

Scale Step: 1 2 3 4 5 6 7 8

12 Bar Blues Chords for Beginners

C Major or A minor blues

Bb Instruments / Trumpet

Part 3

Section #1: I IV

Section #2: I V

Section #3 (the "turn around"): IV I

Part 2

Section #1: I I or IV * I

Section #2: IV I V

Section #3 (the "turn around"): IV I

Part 1

Section #1: I I or IV * I

Section #2: IV I V

Section #3 (the "turn around"): IV I

* = A "variation" for *Bella Blues* and other select songs.

How We Name "chords":

(2nd "inversion")

Scale Step: 1 2 3 4 5 6 7 8

12 Bar Blues Chords for Beginners

C Major or A minor blues

Tuba

Part 3

Section #1 *Section #2* *Section #3*
(the "turn around")

I IV I V IV I

Fingering diagrams: [] [■] [] [■] [] []

Part 2

Section #1 *Section #2* *Section #3*
(the "turn around")

I I or IV * I IV I V IV I

Fingering diagrams: [■] [] [■] [■] [■] []

Part 1

Section #1 *Section #2* *Section #3*
(the "turn around")

I I or IV * I IV I V IV I

Fingering diagrams: [] [■] [] [] [] []

* = A "variation" for *Bella Blues* and other select songs.

How We Name "chords":

(2nd "inversion")

Scale Step: 1 2 3 4 5 6 7 8